

WHAT WE'VE HEARD

STAKEHOLDERS

4 groups

COMMUNITY SURVEY

344 resident responses

Statistically valid

- 95% confidence level
- 5% margin of error

7%
of the District's
Population

Top 5 Reasons Residents Visit the Parks

Attend a Community Event (75%)

Outing with Child(ren) (62%)

Outing or Gathering with Family (53%)

Outing or Gathering with Friends (52%)

Outing with Pet(s) (50%)

Community Survey Question #1, resident responses



WHAT WE'VE HEARD

District Residents' responses

The District Parks are...

... outdoor **neighborhood space** to socialize

...wonderful

...a two **amazing** parks

...great **open space**

...**amazing**

...very nice

...for **fun**
and **play**

...a **jewel**

...the **BEST!**

...**safe, relevant,** and
useful for neighbors of
all ages

...a **treasure**

...wonderful spots for
children and families to
gather

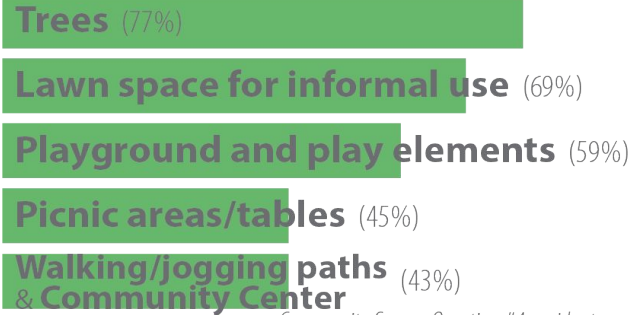
...**great parks**
and resources

...what **make Arden**
Park neighborhood a
community

WHAT WE'VE HEARD

District Residents' responses

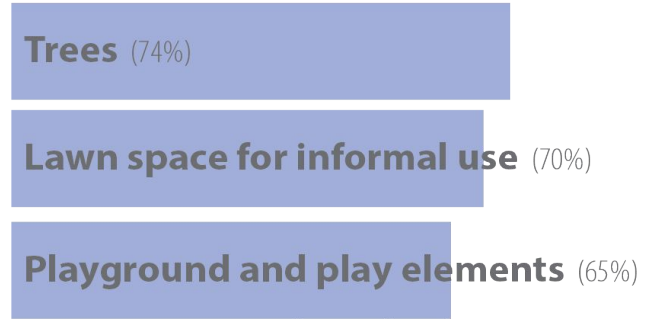
Top 6 Favorite Elements at Arden Park



Community Survey Question #4, resident responses



Top 3 Favorite Elements at Cresta Park



Community Survey Question #7, resident responses



WHAT WE'VE HEARD

District Residents' responses

10 Highest Ranked Elements to Improve the Parks

Multi-use Paths (Weighted Score: 556)



Off-leash dog area (460)



Expanded Aquatics Facility (391)



Updated Community Center (387)



Updated Playground (373)



Pickleball Court (340)



Performance/Stage Area (325)



Exercise Equipment Stations (299)



Bocce Ball Court (298)



Public Art (186)



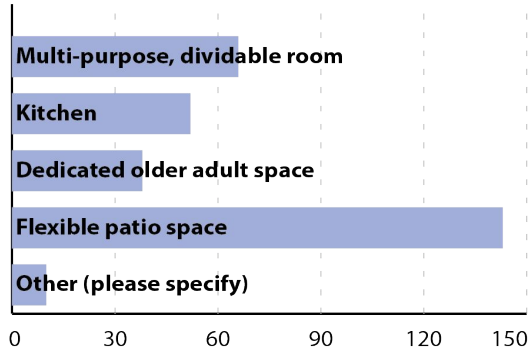
Community Survey Question #9, resident responses



WHAT WE'VE HEARD

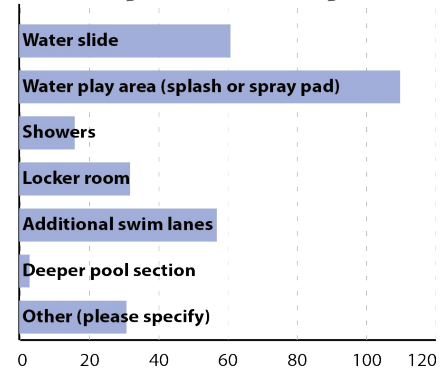
District Residents' responses

Community Center



AMENITIES THAT WOULD IMPROVE

Aquatics Complex



Community Survey Questions #10, resident responses



Community Survey Questions #11, resident responses